

OCTOBER 2019

Start Date
10/1/2019 12:00:00 AM

End Date
10/31/2019 11:59:59 PM

NFIRS INCIDENT COUNT BREAKDOWN

HAZARDS	77
FALSE ALARM	188
SERVICE CALL	242
GOOD INTENT	282
OTHER	9


EMS
1,580




Cares cardiac arrests:	23
Cares cardiac saves:	0
Cares utstein arrests:	3
Cares utstein saves:	0
MUOs:	5
Myocardial Infarctions:	8
Strokes:	1
Motor Vehicle Accidents:	270

35 FIRES

FIRE BREAKDOWN



NFIRS INCIDENT COUNTS OVER TIME



FIRE

EMS

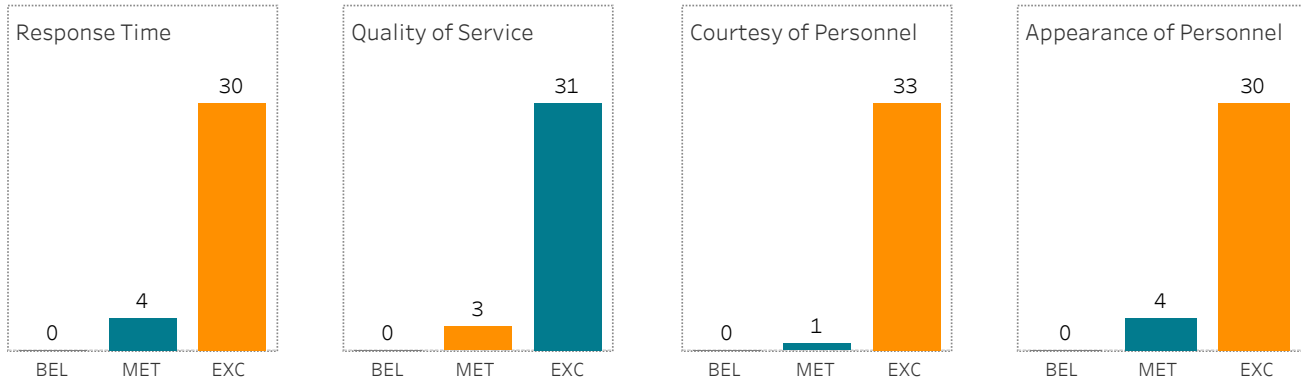
OTHER

OCTOBER 2019

Rolling Calendar Year Month Average

Turnout - All (Dispatch to Enroute)	00:59	01:01
Travel - First Arriving (Enroute to Arrival)	03:35	03:33
FD Response - First Arriving (Dispatch to Initial Arrival)	04:36	04:36

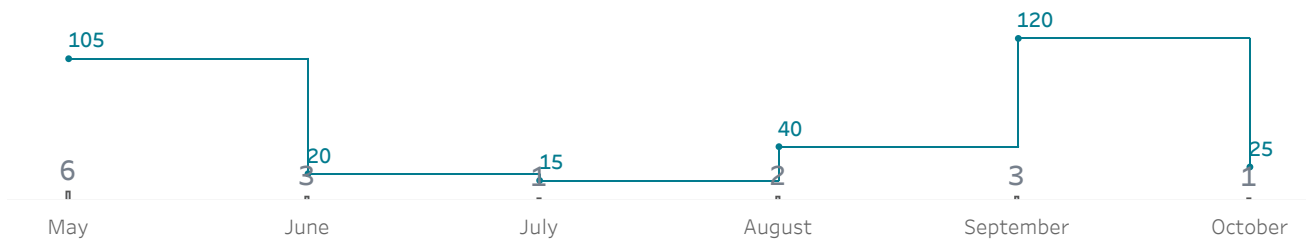
34 of 200 returned for September 2019



PUBLIC EDUCATION

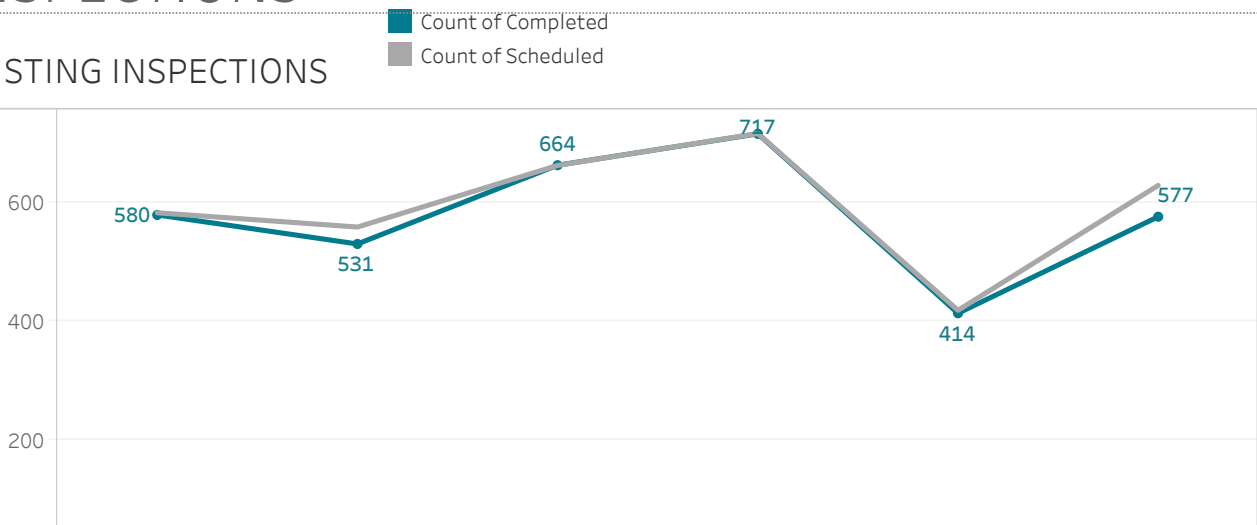
Programs:	14
Total audience:	25
CPR classes offered:	133
CPR participants:	11,213
Smoke alarm checks:	1
Smoke alarms instal	25

CPR Classes and Students



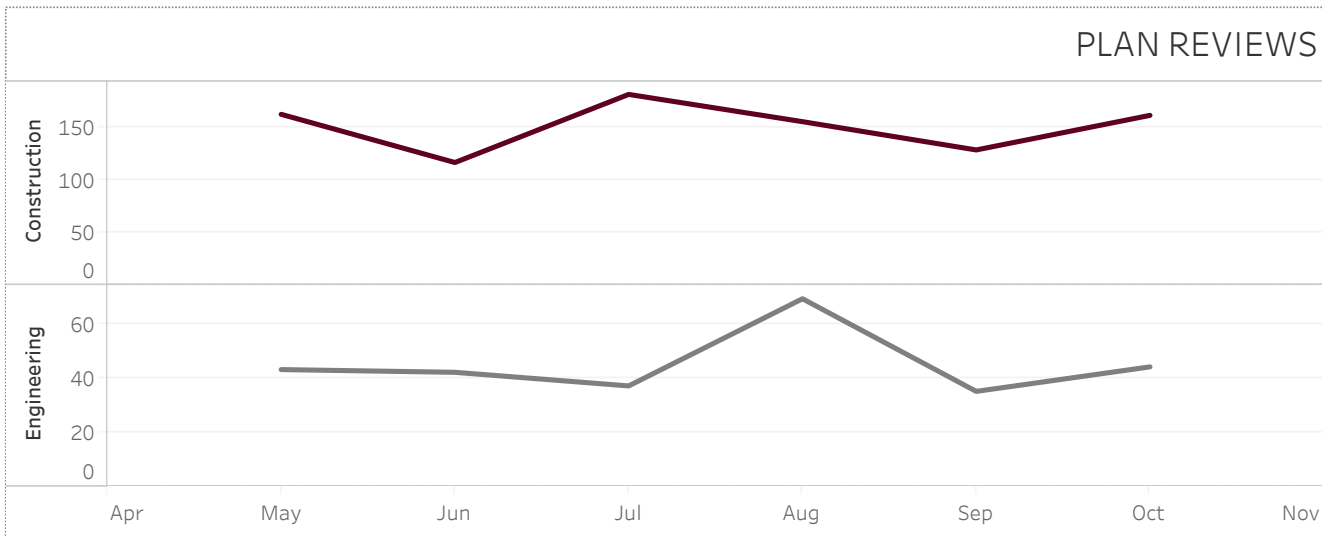
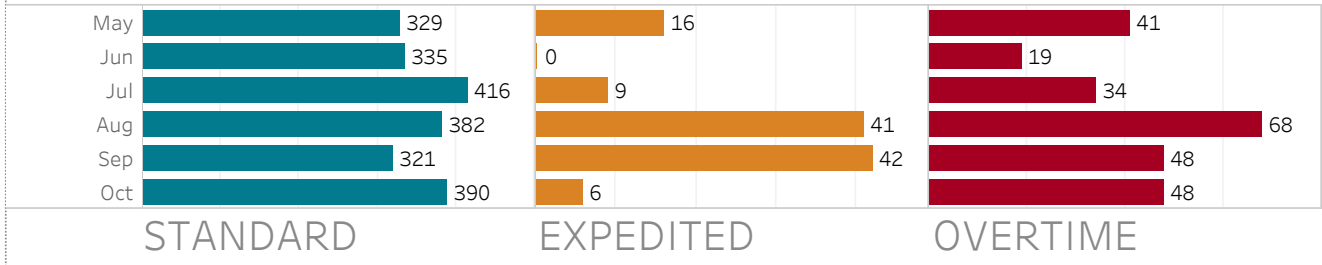
INSPECTIONS

EXISTING INSPECTIONS



OCTOBER 2019

NEW CONSTRUCTION



2018
Investigations

3

2019
Investigations

4

2018
Fires > \$10,000

5

2019
Fires > \$10,000

1

Reference Items

Turnout is defined as the time between dispatch and when the apparatus is in motion to the incident (enroute). When looking at turnouts we consider all responses for that apparatus, regardless of whether or not the response was within jurisdiction or not and without consideration of arrival order.

We maintain an expectation of **70 seconds** or less for nonbunkout turnout and **100 seconds** or less for bunkout turnout.

FD Response consists of PFR's response and includes turnout and travel time for all first arrivals within the apparatus' assigned district. (The only exceptions are squads, battalion chief vehicles, and demand medic units, which include all arrivals, regardless of assigned district.) It is the composite time it takes our agency to place aid on scene after notification from dispatch. We maintain a standard of 5 minutes and 12 seconds for travel time; turnout time expectations vary according to the emergent nature of the call.

Emergent NonBunkout

These incidents primarily include Emergency Medical Service (EMS) calls, such as heart attacks and breathing problems that hold little risk of exposure and do not require full gear

Emergent Bunkout

These incidents include problem types that carry an inherent risk for exposure, such as traffic accidents, structure fires and chemical spills and therefore require full protective gear when responding.

BATTALION ONE

NonBunkout Turnout Average Times

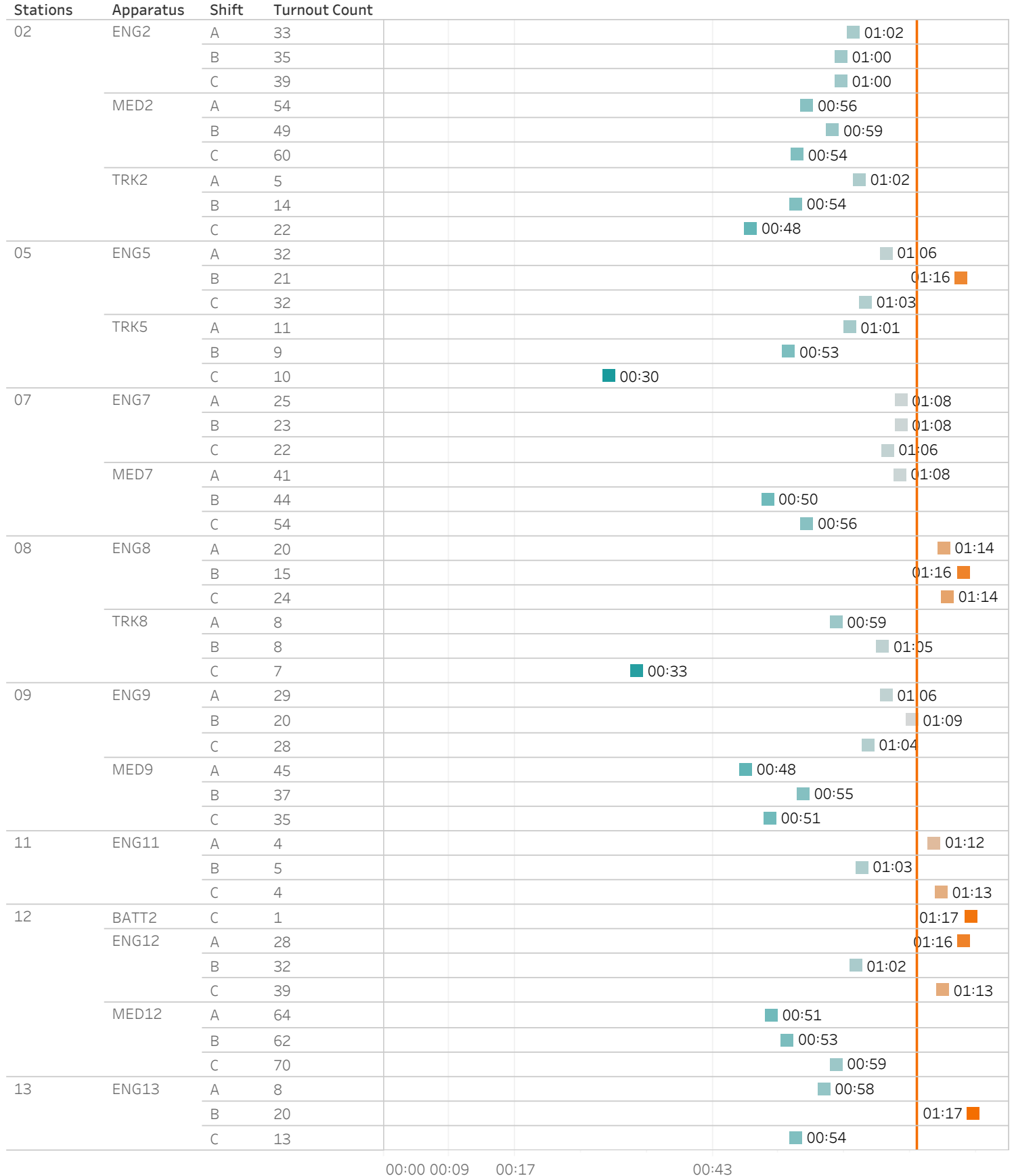
Stations	Apparatus	Shift	Turnout Count	Turnout Average Times
01	ENG1	A	60	00:59
		B	59	01:11
		C	63	01:11
	MED1	A	56	00:42
		B	68	01:01
		C	77	00:57
	TRK1	A	12	01:07
		B	18	01:07
		C	8	01:00
03	ENG3	A	33	00:45
		B	31	01:05
		C	37	01:15
	MED3	A	39	00:51
		B	49	00:55
		C	42	01:00
04	ENG4	A	37	01:12
		B	20	01:02
		C	19	01:07
	MED81	A	13	00:39
		B	14	00:43
		C	23	00:54
	MED82	A	2	01:34
		B	1	01:29
	MED83	A	3	01:06
		C	1	00:43
	SQD1	A	27	01:11
		B	41	00:34
		C	24	01:20
	TRK4	A	8	00:42
		B	5	01:14
C		15	00:51	
06	ENG6	A	24	01:01
		B	27	01:07
		C	30	01:08
	MED6	A	54	00:43
		B	39	00:42
		C	49	00:42
10	ENG10	A	9	01:10
		B	17	01:17
		C	21	01:15
	MED10	A	24	00:58
		B	34	00:57
		C	31	00:59

00:00

01:26 01:35

BATTALION TWO

NonBunkout Turnout Average Times



BATTALION ONE

Bunkout Turnout Average Times



00:00

01:26 01:35 01:44

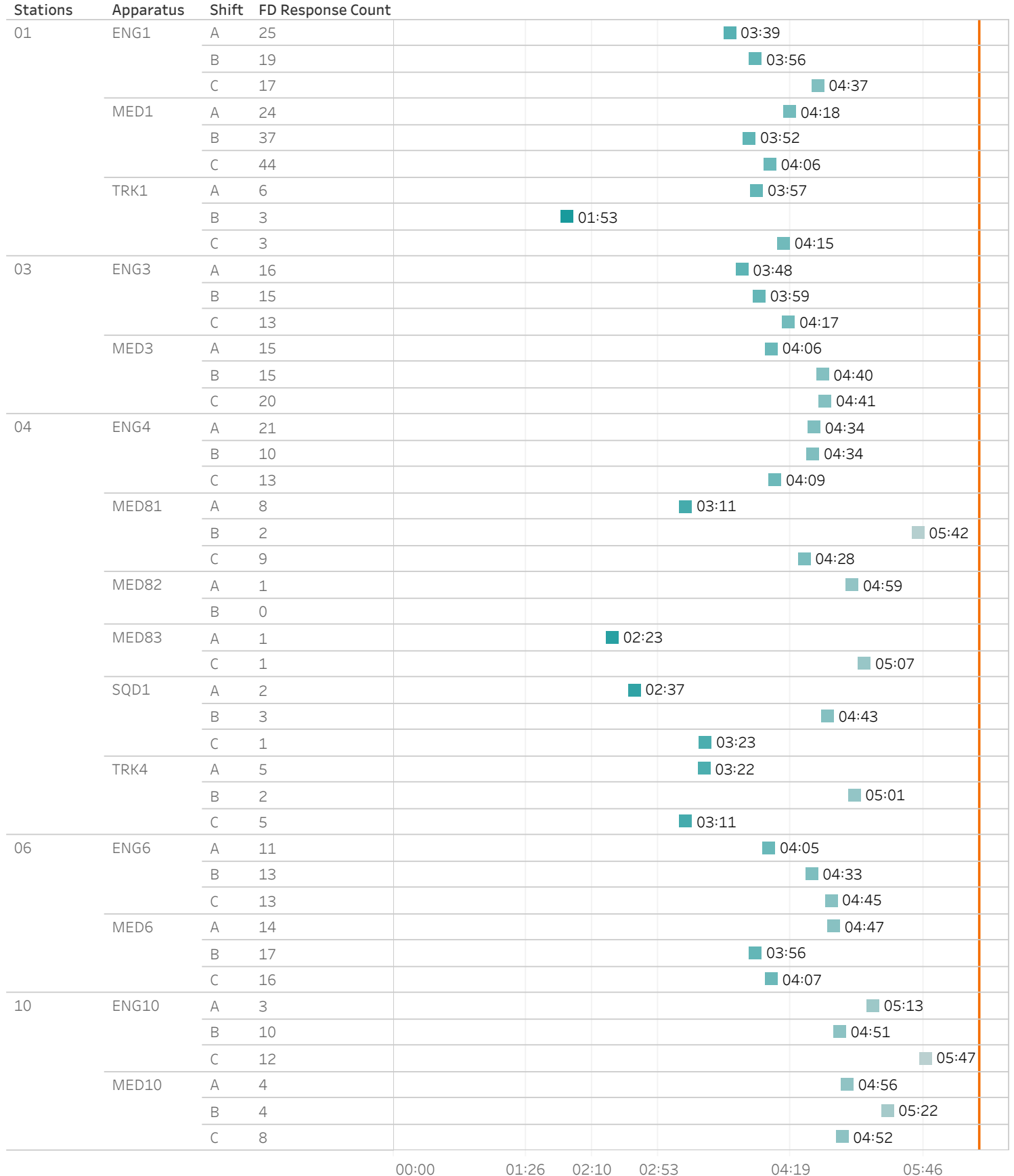
BATTALION TWO

Bunkout Turnout Average Times



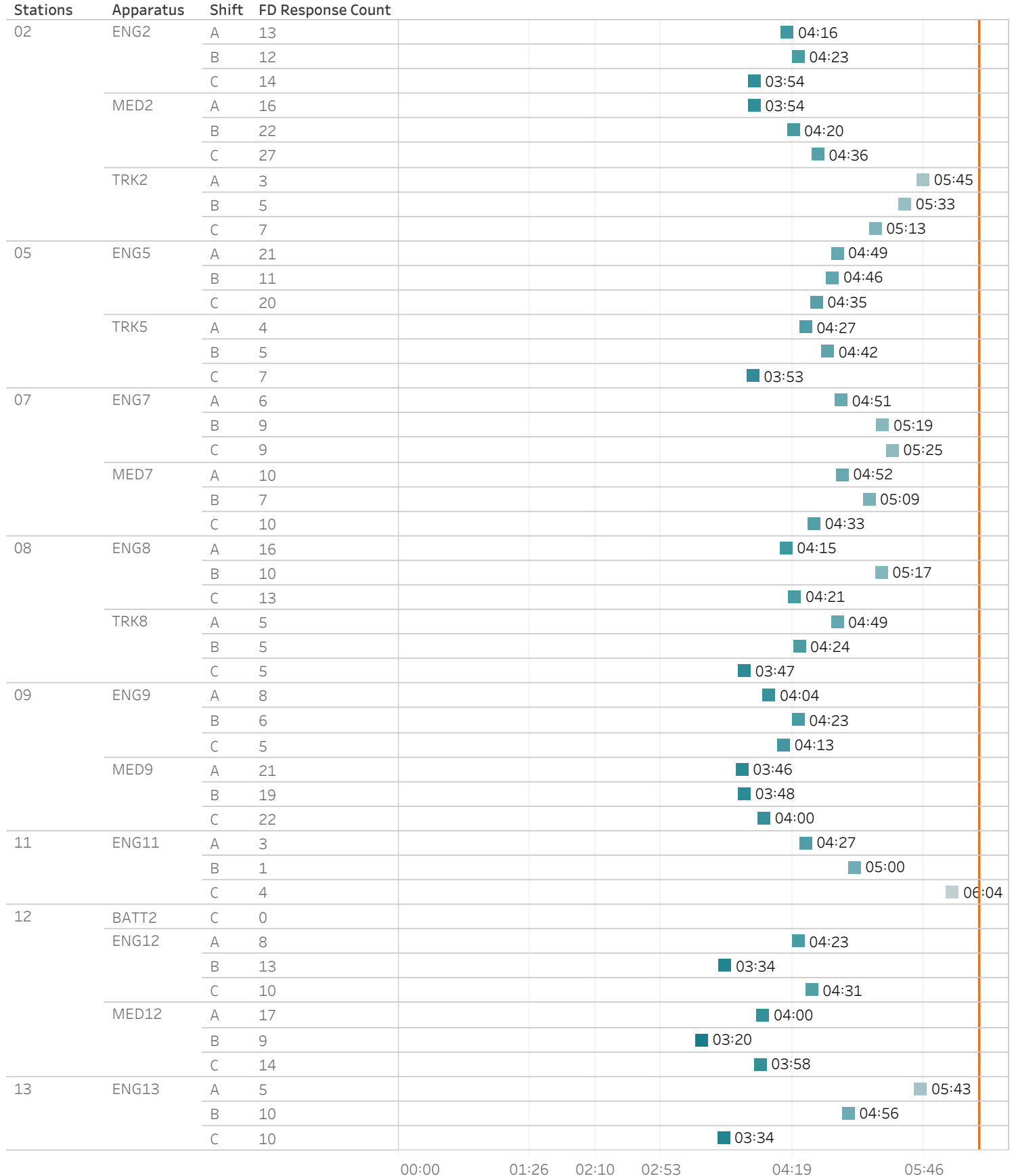
BATTALION ONE

NonBunkout FD Response Average Times



BATTALION TWO

NonBunkout FD Response Average Times



BATTALION ONE

Bunkout FD Response Average Times



BATTALION TWO

Bunkout FD Response Average Times

