



Plano Fire-Rescue

Monthly Update
September 2016

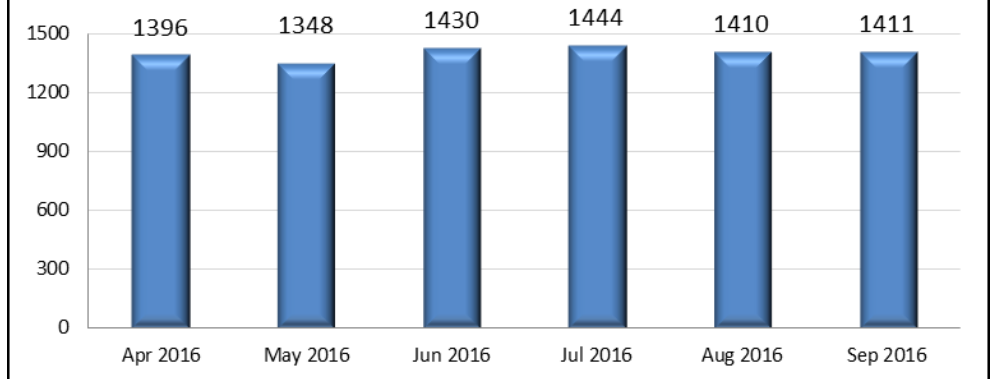
CALLS FOR SERVICE

Emergency Medical Services

Total Cardiac Arrests	11
Total Saves*	0
Utstein Cardiac Arrests	0
Utstein Saves*	0
Myocardial Infarctions	1
Strokes	15
Motor Vehicle Accidents	199
Total EMS Calls	1391

*Discharged from hospital neurologically intact. From CARES Report.

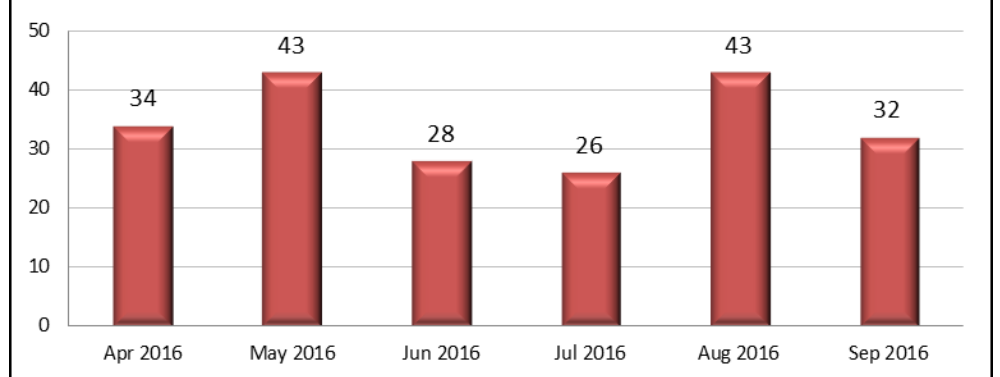
All EMS - Previous 6 Months



Fire Services

Structure Fires	6
Passenger Vehicle Fires	4
Grass/Brush/Vegetation Fires	1
Other Fires	4
Total	15

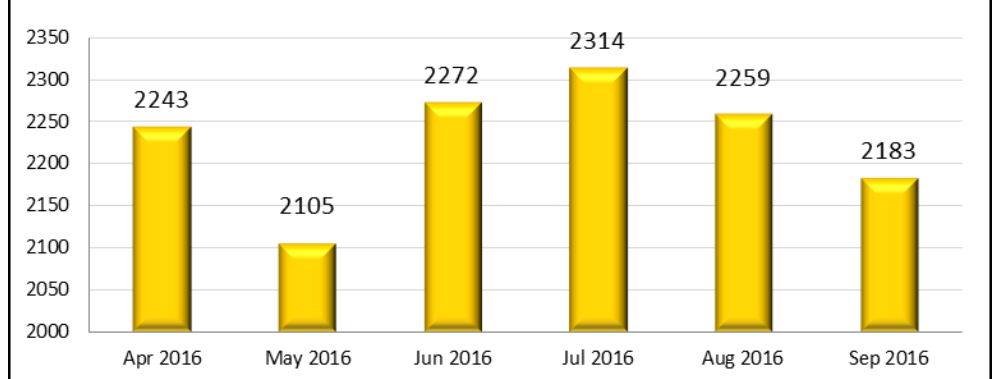
All Fires - Previous 6 Months



All Calls

Fires	15
EMS	1391
Hazardous Conditions	51
False Alarms/Calls	139
Good Intent Calls	330
Service Calls	203
Other Calls	8
Total Calls	2137

All Calls - Previous 6 Months





RESPONSE TIMES

ALL EMERGENT CALLS

	5 Year Average for September	September 2016 Average	September 2016 90 th Percentile
Turnout Dispatch to Enroute	00:48	00:49	01:15
Travel Enroute to Arrival	04:07	04:15	06:17
Response Dispatch to Arrival	04:54	05:04	07:10

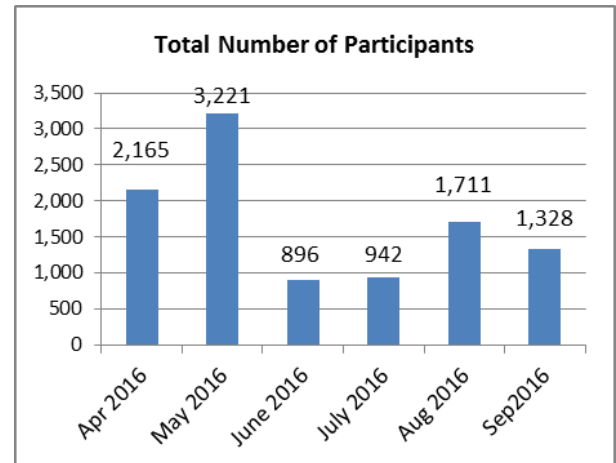
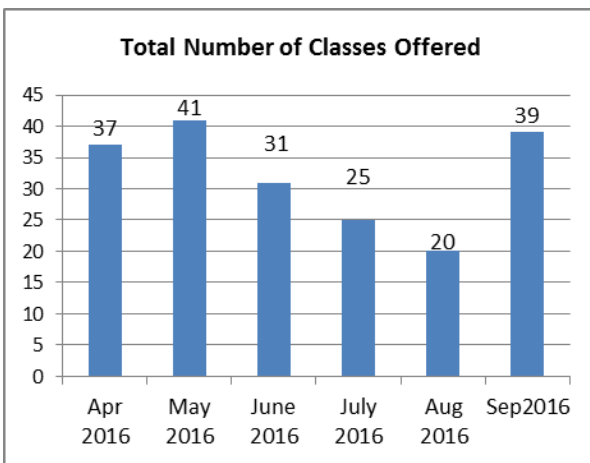
CITIZEN SURVEY RESPONSES

JULY 2016—43 RESPONSES OF 192 CARDS SENT

	Response Time	Quality of Service	Courtesy of Personnel	Appearance of Personnel
Exceeded	74.42%	86.05%	95.35%	86.05%
Met	25.58%	13.95%	4.65%	13.95%
Did Not Meet	-	-	-	-

PUBLIC EDUCATION AND OUTREACH

	September 2016	April—September 2016	April—September 2015
Total Number of Classes Offered	39	193	225
Total Number of Participants	1,328	10,263	12,038
Number of CPR Classes Offered	2	12	9
Number of CPR Participants	28	186	591



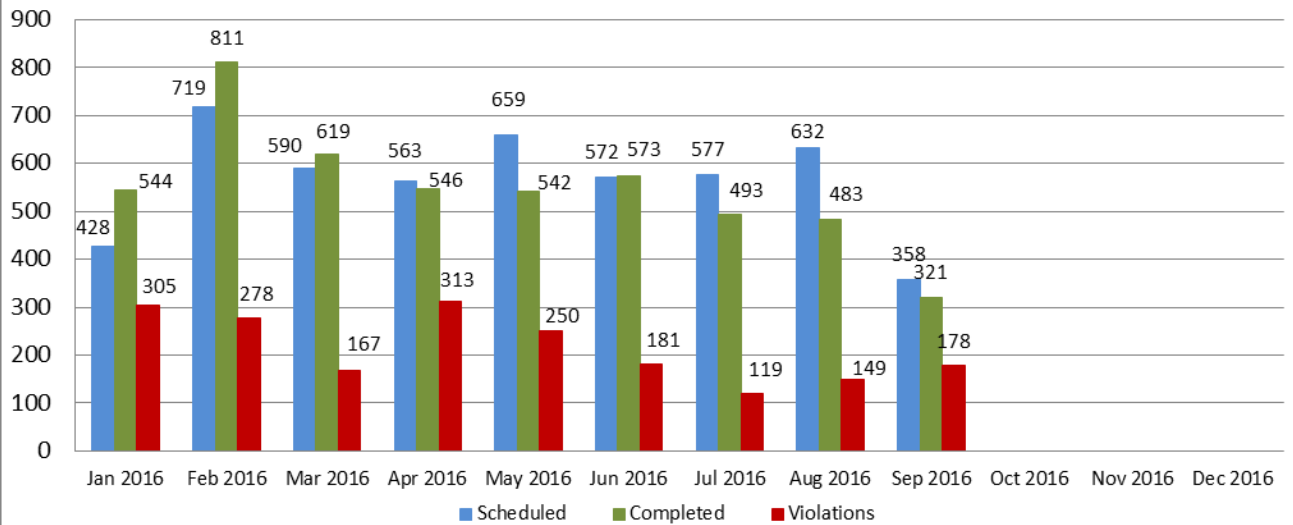
SEPTEMBER 2016



EXISTING BUILDING INSPECTIONS

	September 2016	September 2015
Scheduled	358	388
Completed	321	332
Violations	178	167

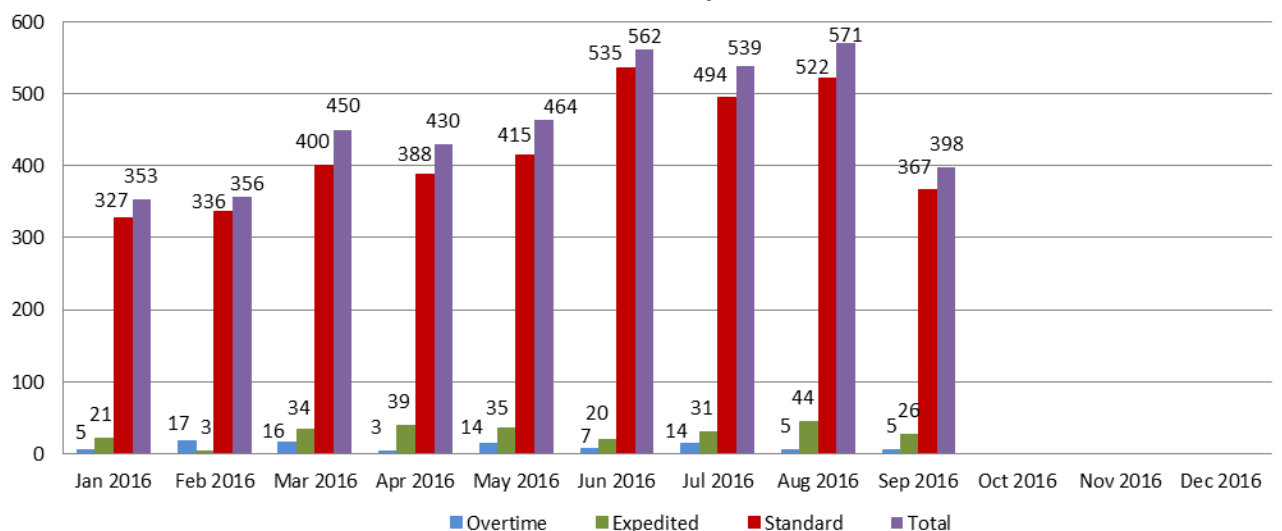
Existing Building Inspections - 2016



NEW CONSTRUCTION INSPECTIONS

	September 2016	September 2015
Standard	367	351
Expedited	26	28
Overtime	5	33
Total	398	412

New Construction Inspections - 2016

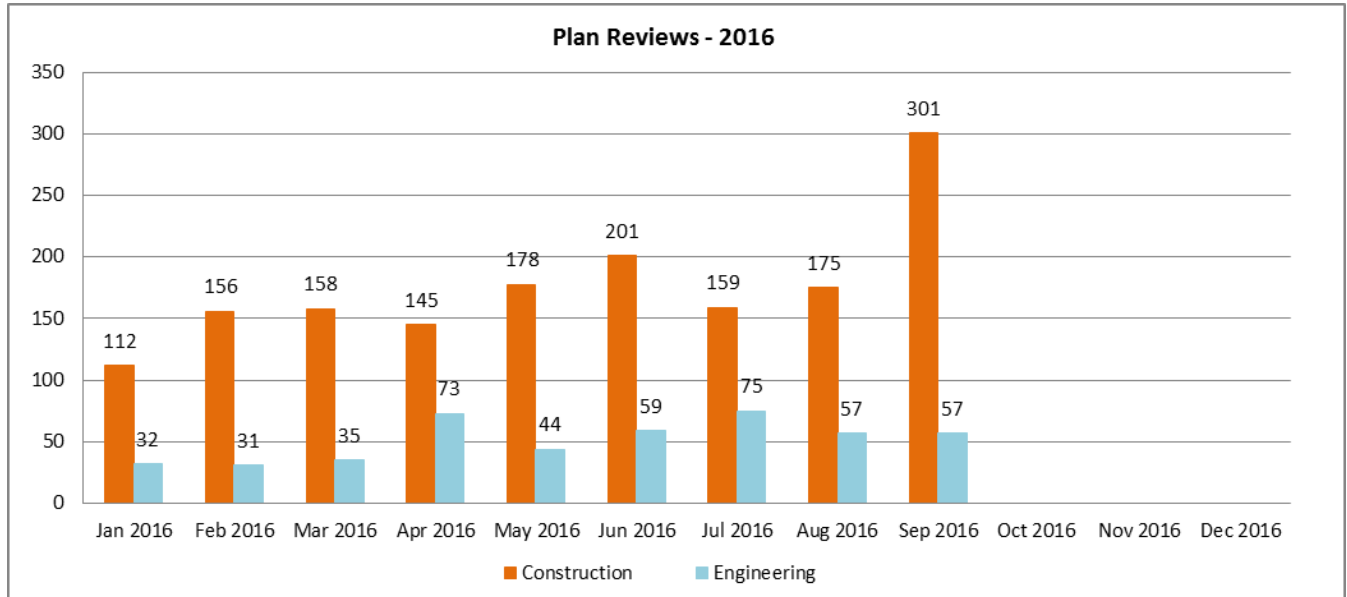


SEPTEMBER 2016



PLAN REVIEWS

	September 2016	September 2015
Construction	301	108
Engineering	57	36



FIRE LOSSES AND INVESTIGATIONS

	September 2016	September 2015
Investigations	3	2
Fires > \$10K Loss	2	2

ITEMS OF INTEREST

Since the late 1990s Plano Fire-Rescue's LAFS (Life And Fire Safety) Clowns and Characters have presented a program to Plano elementary school students during Fire Prevention Month. The program uses music, magic, puppets, humor, and, of course, clowns to teach fire safety and injury prevention messages to one of the groups at highest risk for injury and death, young children! The program's lessons come directly from the National Fire Protection Association's **Risk Watch** Injury Prevention Curriculum which correlates with the PISD Integrated Health and Science curriculum. Each year more than 14,000 students across Plano attend the program.

This year, the LAFS schedule filled quickly and kicked off in late September. Unfortunately right around this time the "creepy clown" sightings started and began to fill the news and social media. Many area fire department clown programs had programs canceled by schools due to the wave of "creepy clown" sightings. Just one Plano school canceled their program. As soon as several other Plano principals who had already seen this year's program heard of the cancellation, they filled their principal email group with positive emails about the Plano LAFS program! Their emails were very complimentary of not just the program, but how the LAFS guys specifically took time at the beginning of the program to address the "creepy" imposters and to reinforce that true clowns are happy and good! It did not take long before the one principal called to rescind the cancellation.

In addition to the school programs, Plano's LAFS program has received great media coverage for their positive message and perseverance during the recent "creepy clown" sightings.

SEPTEMBER 2016